



**INTERIOR GELATO COUNTER  
STORAGE WITH SLIDING STAINLESS  
STEEL TOP DOORS**



**GELATO COUNTER STORAGE WITH  
SLIDING INSULATED GLASS TOP DOORS**

## STANDARD FEATURES

- Gray galvanized steel frame support
- Heat insulation with ecological polyurethane foam
- Sliding stainless steel top doors
- Digital control panel
- AISI 304 working top with round edges and scotch brite finish
- Stainless steel interior
- Thick interior
- HPL bottom floor
- Stainless steel kickplate on operator side

## OPTIONS

- Stone top
- Sliding double pane glass doors
- Finished front and side in HPL or laminate
- Glass sneeze guard + LED lighting
- Remote
- Dip well (attached on exterior)
- Casters

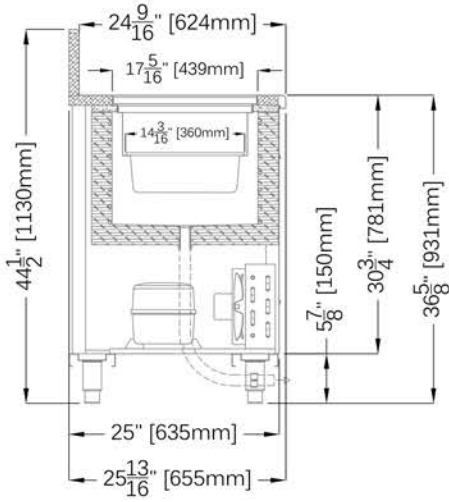
## GELATO COUNTER STORAGE

MODELS	LENGTHS	DEPTH	HEIGHT	5 LITER PANS*	WEIGHTS (LBS)	VOLTAGES	AMPS
GCS1000	39 3/8" (1000mm)	25 13/16" (655mm)	44 1/2" (1130mm)	4	165	120/1/60	3.9
GCS1250(5P)	49 3/16" (1250mm)	25 13/16" (655mm)	44 1/2" (1130mm)	5	180	120/1/60	4.2
GCS1250(6P)	49 3/16" (1250mm)	25 13/16" (655mm)	44 1/2" (1130mm)	6	200	120/1/60	4.5
GCS1750	68 7/8" (1750mm)	25 13/16" (655mm)	44 1/2" (1130mm)	8	220	120/1/60	5

\* Pans not included

# GCS SERIES BACK COUNTERS

# GELATO COUNTER STORAGE



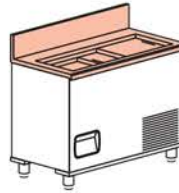
GCS1000



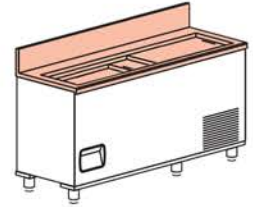
GCS1250(5P)



GCS1250(6P)

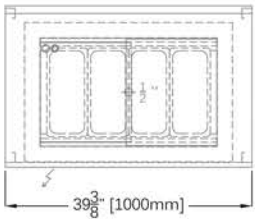


GCS1750

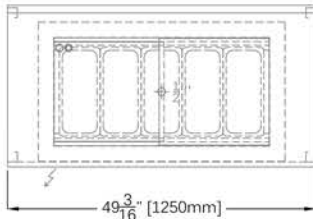


## PLAN VIEWS

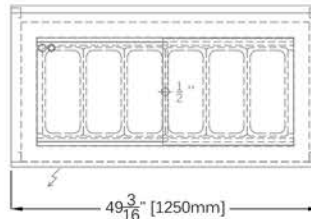
GCS1000



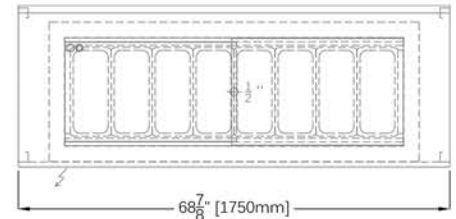
GCS1250(5P)



GCS1250(6P)




GCS1750

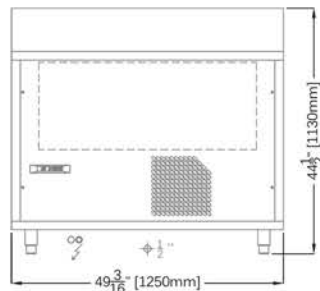


## REAR ELEVATIONS (OPERATOR SIDE)

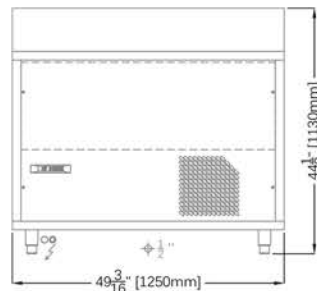
GCS1000



GCS1250(5P)



GCS1250(6P)



GCS1750

