

# RCC SERIES FRONT & BACK COUNTERS

# REFRIGERATED CURVED COUNTERS

ALL METAL CONSTRUCTION

## SOLID DOORS & DRAWERS



## GLASS DOORS & DRAWERS



### STANDARD FEATURES

- ETL approval for UL safety and NSF sanitation
- Patented access system for electrical plumbing and refrigeration
- Stainless steel adjustable feet
- Aisi 304 stainless steel module with BA external finish and 2B internal stainless steel
- Round corners inside the model
- Ecological CFC free polyurethane foam
- Stainless steel intermediate and adjustable shelf
- High capacity evaporator with fan system
- Digital Dixell control with safe housing
- Stainless steel counter bar
- Stainless steel doors
- Ventilated refrigerated
- Self contained
- Steel frame

### OPTIONS

- Stainless steel sliding drawers
- Glass doors
- Glass sliding drawers
- Stone top
- Casters
- Work top options:
  - Flat
  - Back splash 8"H (199mm)
  - Pre-arrangement for service top
  - Round per "Compact Round"

REFRIGERATED CURVED COUNTERS SPECIFICATIONS								
MODELS	EXTERIOR LENGTHS	INTERIOR LENGTHS	DEPTHS	HEIGHT	# OF DOORS	WEIGHTS (LBS)	VOLTAGES	AMPS
90° A1A	59 1/4" (1503mm)	26 3/4" (682mm)	25 3/4" (655mm)	44 1/2" (1130mm)	1	267	120	2
90° A1B	59 1/4" (1503mm)	26 3/4" (682mm)	29 1/2" (750mm)	44 1/2" (1130mm)	1	308	120	2
90° A2A	72 3/4" (1846mm)	40 1/4" (1025mm)	25 3/4" (655mm)	44 1/2" (1130mm)	2	305	120	3
90° A2B	72 3/4" (1846mm)	40 1/4" (1025mm)	29 1/2" (750mm)	44 1/2" (1130mm)	2	308	120	3
90° C1A	41 1/4" (1051mm)	54 3/4" (1390mm)	25 3/4" (655mm)	44 1/2" (1130mm)	2	310	120	3
90° C1B	41 1/4" (1051mm)	54 3/4" (1390mm)	29 1/2" (750mm)	44 1/2" (1130mm)	2	318	120	3
90° C6A	40 1/4" (1020mm)	14 1/4" (365mm)	25 3/4" (655mm)	44 1/2" (1130mm)	2	252	120	3
90° C6B	40 1/4" (1020mm)	14 1/4" (365mm)	29 1/2" (750mm)	44 1/2" (1130mm)	2	265	120	3
30° A3A	52 1/4" (1329mm)	39" (990mm)	25 3/4" (655mm)	44 1/2" (1130mm)	2	308	120	3
30° A3B	52 1/4" (1329mm)	39" (990mm)	29 1/2" (750mm)	44 1/2" (1130mm)	2	310	120	3
30° C3A	63" (1598mm)	95 1/4" (2418mm)	25 3/4" (655mm)	44 1/2" (1130mm)	2	308	120	3
30° C3B	63" (1598mm)	95 1/4" (2418mm)	29 1/2" (750mm)	44 1/2" (1130mm)	2	310	120	3

A= 25 3/4"D (655mm) | B= 29 1/2"D (750mm)



361-367 Beach Road, Burlingame, CA 94010  
 Tel: 855.885.2400 | 650.342.2400 | Fax: 650.342.7400  
 sales@oscartek.com | www.oscartek.com

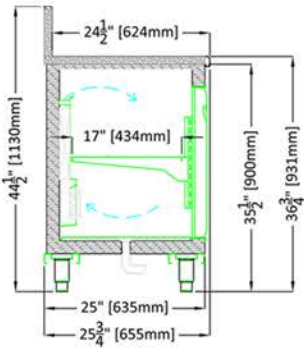


# RCC SERIES FRONT & BACK COUNTERS

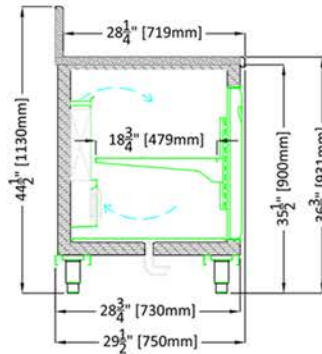
# REFRIGERATED CURVED COUNTERS

OPTIONAL BACK SPLASH 8" H (199mm) SHOWN

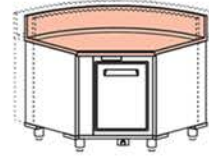
A - 25 3/4" D (655mm)  
SIDE VIEW



B - 29 1/2" D (750mm)  
SIDE VIEW



90° A1



90° A2



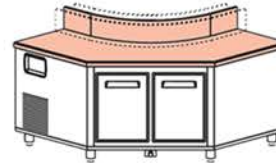
30° A3



30° C3



90° C1



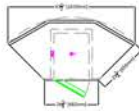
90° C6



## PLAN VIEWS

A - 25 3/4" D (655mm)

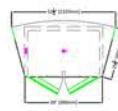
90° A1



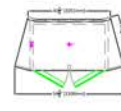
90° A2



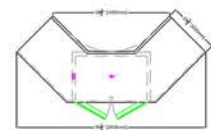
30° A3



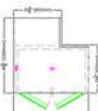
30° C3



90° C1



90° C6



B - 29 1/2" D (750mm)

