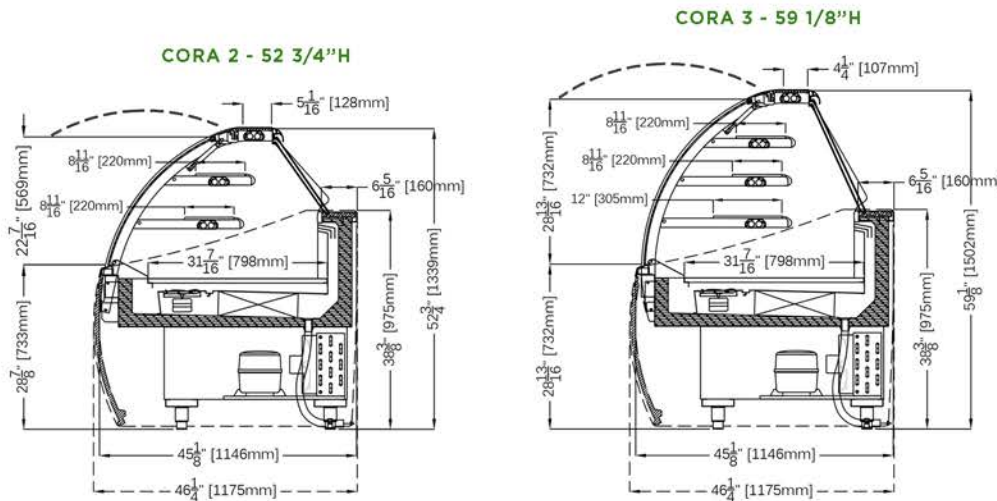


# CORA

# Chocolate Showcase



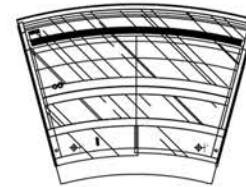
## STANDARD FEATURES

- Cora 2: top shelf non-refrigerated
- Cora 3: top (2) shelves non-refrigerated
- Refrigerated lower shelf + deck
- Non refrigerated top shelf/shelves
- LED lighting on each shelf
- Automatic electric defrost
- Humidity control
- Cases ship standard unfinished

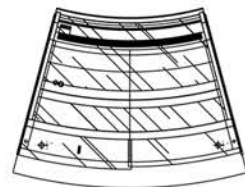
## OPTIONS

- Flat or round front/side panels
- Remote condensing unit
- Condensate water tray with electric evaporation
- RAL color/laminate front and side panels
- Casters

30° Open



30° Closed



CORA CHOCOLATE						
TECHNICAL FEATURES		MODELS				
		CORA 2 C1110	CORA 2 C1610	CORA 2 C2106	CORA 2 CA30	CORA 2 CC30
External Dimensions (L-D-H)	Inches	43 11/16 - 45 1/8" - 52 3/4"	63 3/8" - 45 1/8" - 52 3/4"	82 15/16" - 45 1/8" - 52 3/4"	63 1/4" - 45 1/8" - 52 3/4"	38 5/8" - 45 1/8" - 52 3/4"
	Inches-MM	1110 - 1146 - 1339	1610 - 1146 - 1339	2106 - 1146 - 1339	1607 - 1146 - 1339	981 - 1146 - 1339
Crated Dimensions (L-D-H)	Inches	50 1/8" - 53 1/8" - 63"	70 7/8" - 53 1/8" - 63"	89 1/2" - 53 1/8" - 63"	70" - 53 1/8" - 63"	45" - 53 1/8" - 63"
	Inches-MM	1273 - 1350 - 1600	1800 - 1350 - 1600	2273 - 1350 - 1600	1778 - 1350 - 1600	1143 - 1350 - 1600
Humidity Control	Type	35-70%	35-70%	35-70%	35-70%	35-70%
Refrigeration Display Area	Type	Deck + Lower Shelf	Deck + Lower Shelf	Deck + Lower Shelf	Deck + Lower Shelf	Deck + Lower Shelf
Operating Temperature	°C / °F	14°C / 58°F	14°C / 58°F	14°C / 58°F	14°C / 58°F	14°C / 58°F
Compressor	Nr./Type	1 / Hermetic	1 / Hermetic	1 / Hermetic	1 / Hermetic	1 / Hermetic
BTU'S @ +35°F Evap Temperature	BTU'S	3200 BTU'S	3840 BTU'S	4480 BTU'S	3840 BTU'S	3840 BTU'S
		230/1/50 (UE)	230/1/50 (UE)	230/1/50 (UE)	230/1/50 (UE)	230/1/50 (UE)
Electric Supply	(V/Ph/Hz)	220/1/60 (USA)	220/1/60 (USA)	220/1/60 (USA)	220/1/60 (USA)	220/1/60 (USA)
Power Consumption	(W/A)	1085W / 8.2A	1190W / 8A	1490W / 9A	1170W / 8A	1140W / 8A
Defrost	Mode/Type	Electric	Electric	Electric	Electric	Electric
Climatic Class	N°/°C/F°/H.R.	4+/35/95/70%	4+/35/95/70%	4+/35/95/70%	4+/35/95/70%	4+/35/95/70%
Refrigerant Gas	Type	R404A	R404A	R404A	R404A	R404A
Net Weights	Kg/Lb	205Kgs / 650Lbs	275Kgs / 606Lbs	340Kgs / 749Lbs	250Kgs / 551Lbs	250Kgs / 551Lbs
Crated Weights	Kg/Lb	315Kgs / 694Lbs	425Kgs / 936Lbs	530Kgs / 1168Lbs	400Kgs / 881Lbs	400Kgs / 881Lbs

\* DIMENSIONS ARE WITHOUT SIDE PANELS



361-367 Beach Road, Burlingame, CA 94010  
 Tel: 855.885.2400 | 650.342.2400 | Fax: 650.342.7400  
 sales@oscartek.com | www.oscartek.com

