

STANDARD FEATURES

- Double panel side glasses
- LED lighting on each shelf
- Dixell digital control
- Self contained
- Remote (model A90X only)
- Stainless steel foam in place bottom and top
- Adjustable feet
- Cases ship standard unfinished

OPTIONS

- Model A90X - self contained
- Stainless steel side panels in lieu of glass
- Roll down locking shutter
- Epoxy RAL color interior
- Remote air cooled or water cooled
- RAL color/laminate front and side panels
- Condensate pan
- Casters



CORA GRAB AND GO					
TECHNICAL FEATURES		MODELS			
		CORA GNG 1000	CORA GNG 1300	CORA GNG 1500	CORA GNG 1700
External Dimensions (L-D-H)	Inches	39 3/8" - 45 1/8" - 52 3/4"	51 3/16" - 45 1/8" - 52 3/4"	59 1/16" - 45 1/8" - 52 3/4"	66 15/16" - 45 1/8" - 52 3/4"
	Inches-MM	1000 - 1146 - 1339	1300 - 1146 - 1339	1500 - 1146 - 1339	1700 - 1146 - 1339
Crated Dimensions (L-D-H)	Inches	46" - 53 1/8" - 63"	57" - 53 1/8" - 63"	66" - 53 1/8" - 63"	73" - 53 1/8" - 63"
	Inches-MM	1168 - 1350 - 1600	1447 - 1350 - 1600	1676 - 1350 - 1600	1854 - 1350 - 1600
BTU's @ +14°F Evap Temperature	BTU'S	4200 BTU'S	6222 BTU'S	6720 BTU'S	7225 BTU'S
Power Supply	(V/Ph/Hz)	220/1/60	220/1/60	220/1/60	220/1/60
Amperage	(A)	8A	9A	12A	15A
Operating Temperature	°F	+15°F	+15°F	+15°F	+15°F
Net Weights	Kg/Lb	130Kgs / 286Lbs	200Kgs / 440Lbs	240Kgs / 528Lbs	279Kgs / 616Lbs
Crated Weights	Kg/Lb	145Kgs / 319Lbs	220Kgs / 484Lbs	255Kgs / 561Lbs	289Kgs / 638Lbs

* DIMENSIONS ARE WITHOUT SIDE PANELS * REMOTE APPLICATION - CONDENSING UNIT SOLD SEPERATELY * FLOOR SINK RECOMMENDED ON THESE MODELS

CORA GRAB AND GO					
TECHNICAL FEATURES		MODELS			
		CORA GNG 2000	CORA GNG A30	CORA GNG A90	CORA GNG A90X
External Dimensions (L-D-H)	Inches	78 3/4" - 45 1/8" - 52 3/4"	64 11/16" - 45 1/8" - 52 3/4"	65" - 45 1/8" - 52 3/4"	70 13/16" - 45 1/8" - 34 5/8"
	Inches-MM	2000 - 1146 - 1339	1643 - 1146 - 1339	1650 - 1146 - 1339	1798 - 1146 - 879
Crated Dimensions (L-D-H)	Inches	84" - 53 1/8" - 63"	70" - 53 1/8" - 63"	70" - 53 1/8" - 63"	77" - 53 1/8" - 41"
	Inches-MM	2133 - 1350 - 1600	1778 - 1350 - 1600	1778 - 1350 - 1600	1955 - 1350 - 1041
BTU's @ +14°F Evap Temperature	BTU'S	8820 BTU'S	6720 BTU'S	8950 BTU'S	12,600 BTU'S
Power Supply	(V/Ph/Hz)	220/1/60	220/1/60	220/1/60	220/1/60
Amperage	(A)	16A	15A	17A	2A
Operating Temperature	°F	+15°F	+15°F	+15°F	+15°F
Net Weights	Kg/Lb	300Kgs / 660Lbs	240Kgs / 528Lbs	300Kgs / 660Lbs	344Kgs / 760Lbs
Crated Weights	Kg/Lb	330Kgs / 726Lbs	255Kgs / 561Lbs	330Kgs / 726Lbs	374Kgs / 826Lbs

* DIMENSIONS ARE WITHOUT SIDE PANELS * REMOTE APPLICATION - CONDENSING UNIT SOLD SEPERATELY * FLOOR SINK RECOMMENDED ON THESE MODELS

* Manufacturer reserves the right to change specifications without notice. Not responsible for error and omissions.

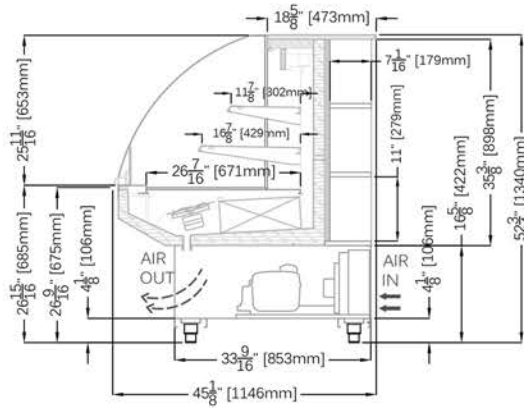


361-367 Beach Road, Burlingame, CA 94010
 Tel: 855.885.2400 | 650.342.2400 | Fax: 650.342.7400
 sales@oscartek.com | www.oscartek.com

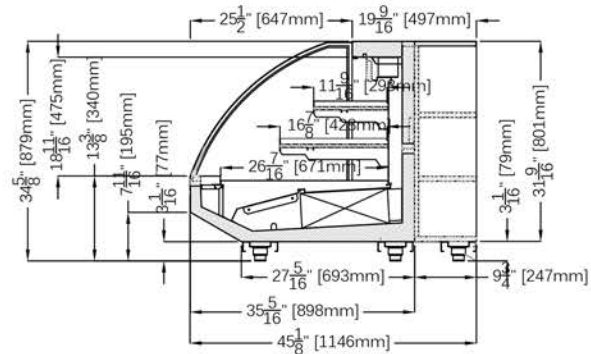


ELECTRICAL LEGEND	
	1/2" DRAIN
	REFRIGERATION LINES: 3/8" LIQUID, 1/2" SUCTION
	POWER

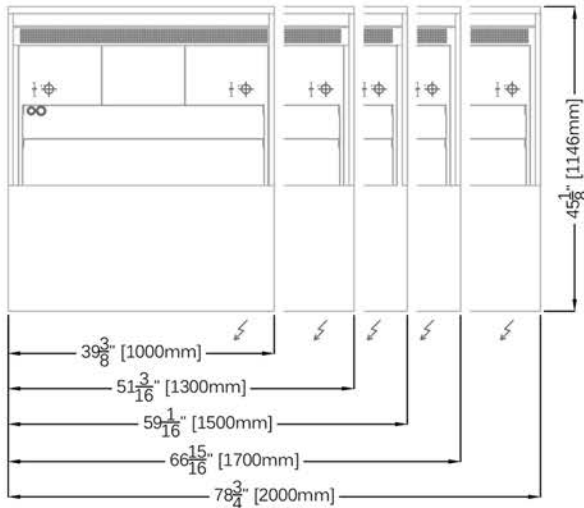
SECTION VIEW



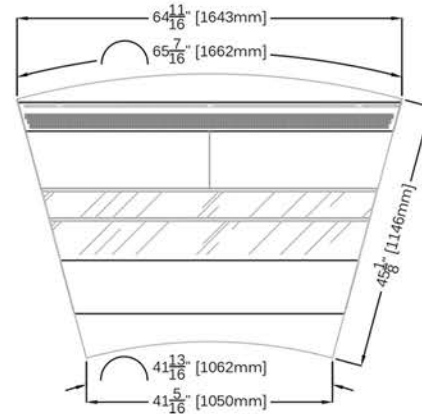
SECTION VIEW GNG A90X



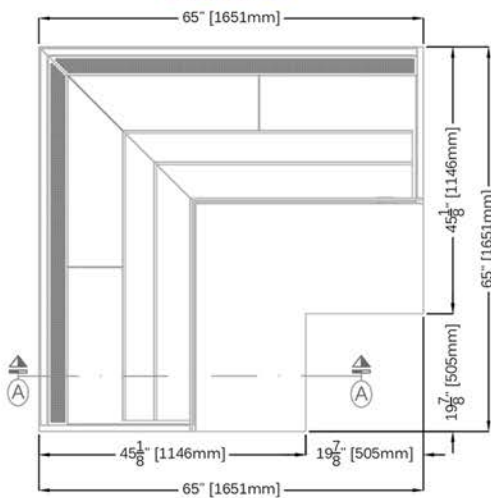
PLAN VIEWS:



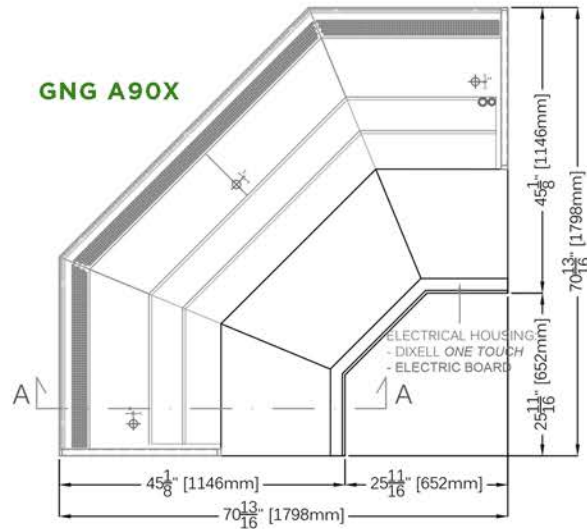
GNG A30



GNG A90

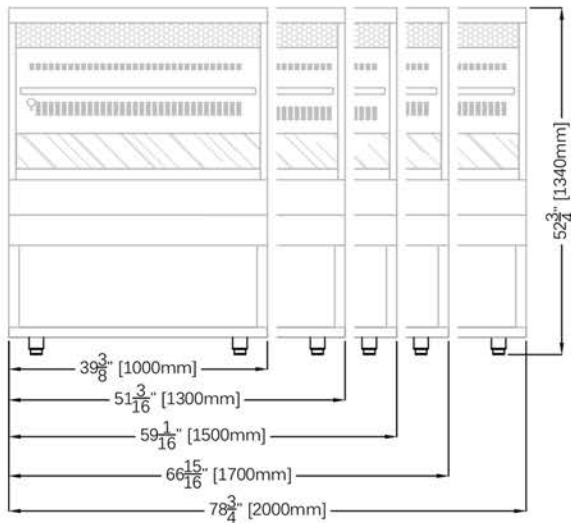


GNG A90X

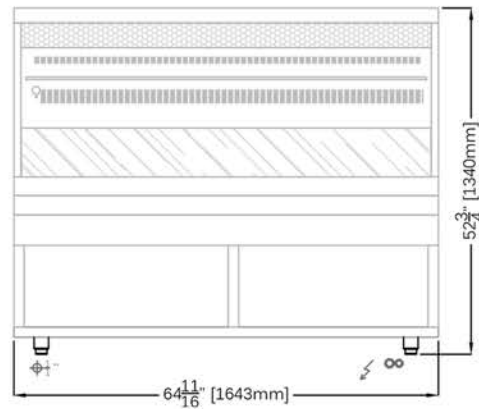


* Manufacturer reserves the right to change specifications without notice. Not responsible for error and omissions.

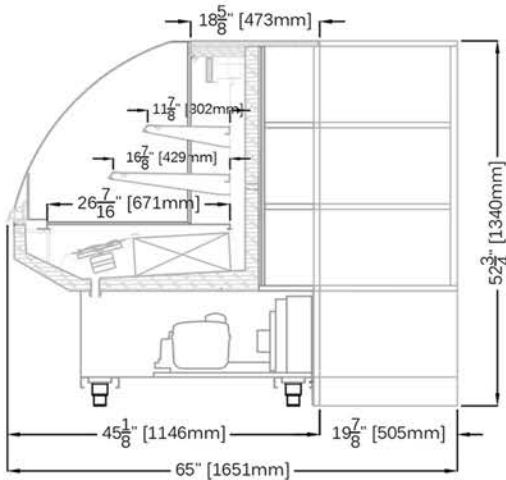
FRONT ELEVATIONS (CUSTOMER SIDE):



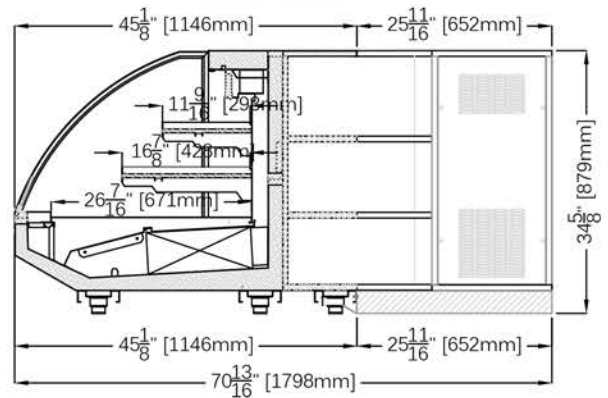
GNG A30



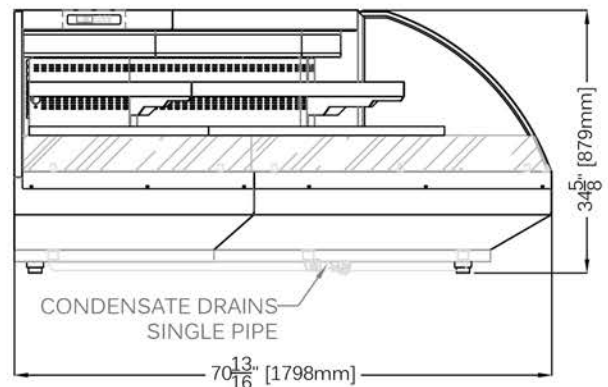
SECTION A-A GNG A90



SECTION A-A GNG A90X



FRONT ELEVATION (CUSTOMER SIDE) GNG A90X



* Manufacturer reserves the right to change specifications without notice. Not responsible for error and omissions.



361-367 Beach Road, Burlingame, CA 94010
Tel: 855.885.2400 | 650.342.2400 | Fax: 650.342.7400
sales@oscartek.com | www.oscartek.com

