

Diamond Pro



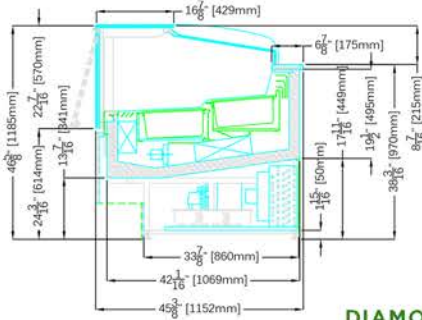
361-367 Beach Road, Burlingame, CA 94010
Tel: 855.885.2400 | 650.342.2400 | Fax: 650.342.7400
sales@oscartek.com | www.oscartek.com



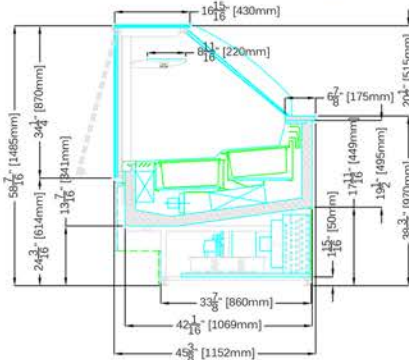
DIAMOND PRO

Gelato Showcase

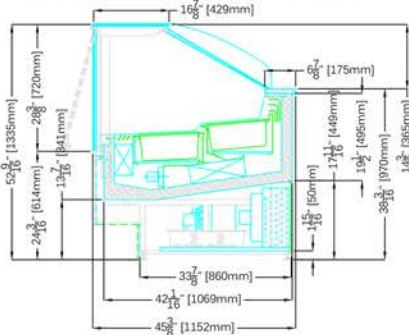
DIAMOND PRO 1 - 46 5/8" H



DIAMOND PRO 3 - 58 7/16" H



DIAMOND PRO 2 - 52 9/16" H



STANDARD FEATURES

- Chrome finishing
- LED lighting on shelf
- Electric control board
- Electric defrost
- Double pane lift-up front glass
- Pyrolytic anti-fog front and side glass
- Cases ship standard unfinished

OPTIONS

- Remote condensing unit
- Condensate water tray with electric evaporation
- RAL color/laminate front and side panels
- Casters

		DIAMOND PRO GELATO			
TECHNICAL FEATURES		MODELS			
		DIAMOND PRO 2 G1150	DIAMOND PRO2 G1650	DIAMOND PRO 2 G2150	DIAMOND PRO 2 GA45
External Dimensions (L-D-H)	Inches	* 45 1/4" - 45 3/8" - 52 9/16"	* 64 15/16" - 45 3/8" - 52 9/16"	* 84 5/8" - 45 3/8" - 52 9/16"	* 75 15/16" - 45 3/8" - 52 9/16"
	MM	1150 - 1152 - 1335	1650 - 1152 - 1335	2150 - 1152 - 1335	1930 - 1152 - 1335
Crated Dimensions (L-D-H)	Inches	52" - 52" - 63 3/4"	71 5/8" - 52" - 63 3/4"	91 1/3" - 52" - 63 3/4"	82 3/4" - 52" - 63 3/4"
	MM	1320 - 1320 - 1620	1820 - 1320 - 1620	2320 - 1320 - 1620	2101 - 1320 - 1620
5 Liter Pan Capacity*	Pan Configuration	12	18	24	14
14 3/16" x 6 1/2" x 4 3/4" (360mm x 165mm x 120mm)					
8 Liter Pan Capacity*	Pan Configuration	8	12	16	9
14 3/16" x 9 13/16" x 4 3/4" (360mm x 250mm x 120mm)					
Refrigeration	Type	Fan Ventilated	Fan Ventilated	Fan Ventilated	Fan Ventilated
Operating Temperature	°C / °F	-18°C / -0.4°F	-18°C / -0.4°F	-18°C / -0.4°F	-18°C / -0.4°F
Compressor	Nr./Type	1 / Semi-Hermetic	1 / Semi-Hermetic	1 / Semi-Hermetic	1 / Semi-Hermetic
Cooling Power	(W)	800W	1130W	1440W	1020W
Electric Supply	(V/Ph/Hz)	400/3/50 +N (UE) 208-220/3/60 (USA)	400/3/50 +N (UE) 208-220/3/60 (USA)	400/3/50 +N (UE) 208-220/3/60 (USA)	400/3/50 +N (UE) 208-220/1/60 (USA)
Power Consumption	(W/A)	1950W / 5.2A	3030W / 8.4A	3620W / 9.4A	2850W / 7A
Defrost	Mode/Type	Reverse Cycle	Reverse Cycle	Reverse Cycle	Reverse Cycle
Climatic Class	N°°C/°F/H.R.	4+/35/95/70%	4+/35/95/70%	4+/35/95/70%	4+/35/95/70%
Refrigerant Gas	Type	R404A	R404A	R404A	R404A
Net Weights	Kg/Lb	255Kgs / 562Lbs	327Kgs / 720Lbs	410Kgs / 903Lbs	360Kgs / 793Lbs
Crated Weights	Kg/Lb	365Kgs / 804Lbs	477Kgs / 1051Lbs	610Kgs / 1344Lbs	535Kgs / 1179Lbs

* DIMENSIONS ARE WITHOUT SIDE PANELS & WITH WITH DIAMOND 2 TECHNICAL FEATURES

* WITH SIDE PANELS ADD 1.25" ON BOTH ENDS

* Manufacturer reserves the right to change specifications without notice. Not responsible for error and omissions.



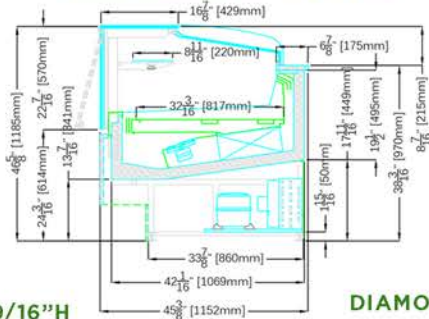
361-367 Beach Road, Burlingame, CA 94010
 Tel: 855.885.2400 | 650.342.2400 | Fax: 650.342.7400
 sales@oscartek.com | www.oscartek.com



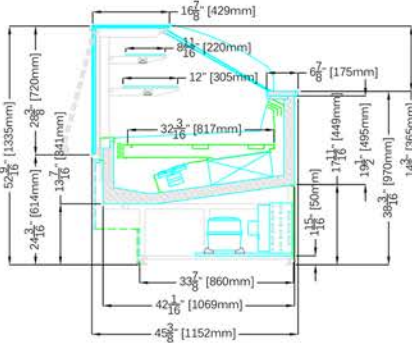
DIAMOND PRO

Fully Refrigerated Deli/Pastry Showcase

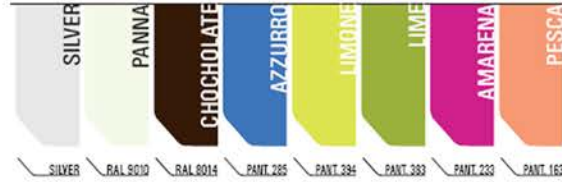
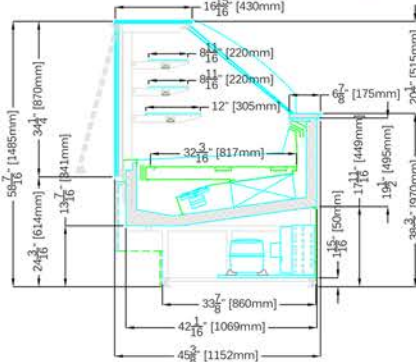
DIAMOND PRO 1 - 46 5/8" H



DIAMOND PRO 2 - 52 9/16" H



DIAMOND PRO 3 - 58 7/16" H

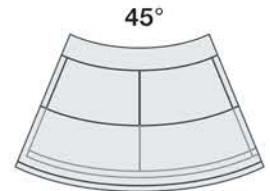


STANDARD FEATURES

- Fully refrigerated
- Chrome finishing
- LED lighting on each shelf
- Electric control board
- Electric defrost
- Double pane lift-up front glass
- Pyrolytic anti-fog front & side glass
- Cases ship standard unfinished

OPTIONS

- Remote condensing unit
- Condensate water tray with electric evaporation
- RAL color/laminate front and side panels
- Casters



		DIAMOND PRO FULLY REFRIGERATED			
TECHNICAL FEATURES		MODELS			
		DIAMOND 2 PRO DF1150	DIAMOND 2 PRO DF1650	DIAMOND 2 PRO DF2150	DIAMOND 2 PRO DFA45
External Dimensions (L-D-H)	Inches	* 45 1/4" - 45 3/8" - 52 9/16"	* 64 15/16" - 45 3/8" - 52 9/16"	* 84 5/8" - 45 3/8" - 52 9/16"	* 75 15/16" - 45 3/8" - 52 9/16"
	Inches-MM	1150 - 1152 - 1335	1650 - 1152 - 1335	2150 - 1152 - 1335	1930 - 1152 - 1335
Crated Dimensions (L-D-H)	Inches	52" - 52" - 63 3/4"	71 5/8" - 52" - 63 3/4"	91 1/3" - 52" - 63 3/4"	82 3/4" - 52" - 63 3/4"
	Inches-MM	1320 - 1320 - 1620	1820 - 1320 - 1620	2320 - 1320 - 1620	2101 - 1320 - 1620
Refrigeration	Type	Fan Ventilated	Fan Ventilated	Fan Ventilated	Fan Ventilated
Refrigeration Display Area	Type	Deck / Shelves	Deck / Shelves	Deck / Shelves	Deck / Shelves
Operating Temperature	°C / °F	+4°C / 39.2°F	+4°C / 39.2°F	Deck / Shelves	Deck / Shelves
Compressor	Nr./Type	1 / Hermetic	1 / Hermetic	1 / Hermetic	1 / Hermetic
Cooling Power	(W/BTU'S)	850W / 2600 BTU'S	1100W / 3500 BTU'S	1300W / 4100 BTU'S	1020W
Electric Supply	(V/Ph/Hz)	230/1/50 (UE)	230/1/50 (UE)	230/1/50 (UE)	230/1/50 (UE)
		120/1/60 (USA)	120/1/60 (USA)	120/1/60 (USA)	120/1/60 (USA)
Power Consumption	(W/A)	1085W / 8.2A	1190W / 8A	1490W / 9A	1015W / 6.8A
Defrost	Mode/Type	Electric	Electric	Electric	Electric
Climatic Class	N°/°C/F°/H.R.	4+/35/95/70%	4+/35/95/70%	4+/35/95/70%	4+/35/95/70%
Refrigerant Gas	Type	R404A	R404A	R404A	R404A
Net Weights	Kg/Lb	205Kgs / 650Lbs	275Kgs / 606Lbs	340Kgs / 749Lbs	330Kgs / 727Lbs
Crated Weights	Kg/Lb	315Kgs / 694Lbs	425Kgs / 936Lbs	530Kgs / 1168Lbs	575Kgs / 1267Lbs

* Dimensions are without side panels & with Diamond 2 technical features * With side panels add 1.25" on both ends

* Manufacturer reserves the right to change specifications without notice. Not responsible for error and omissions.



361-367 Beach Road, Burlingame, CA 94010
 Tel: 855.885.2400 | 650.342.2400 | Fax: 650.342.7400
 sales@oscartek.com | www.oscartek.com

