



Diamond 2 Deli/Pastry + Diamond 2 GNG with custom front



Diamond 2 GNG with custom front



Visit our website for more finishing options and RAL colors
www.oscartek.com

DIAMOND 2

Grab and Go Showcase

DIAMOND 2 GNG MODELS: DIAMOND 2 GNG1000, DIAMOND 2 GNG1200, DIAMOND 2 GNG1500, DIAMOND 2 GNG1700, DIAMOND 2 GNG2000, DIAMOND 2 GNG2400, DIAMOND 2 GNGA90SQ

STANDARD FEATURES

- Double pane side glass ends
- Dixell digital control
- Diffused LED lighting 3000°K
- Straight or inclined shelves
- Polished stainless steel interior and exterior
- Self-Contained – Floor Sink Recommended
- Adjustable feet
- Cases ship standard stainless steel interior and exterior

OPTIONS

- Stainless steel side panels in lieu of glass
- Remote/water cooled condensing unit
- Shelves fence for inclined position
- Epoxy RAL color interior and exterior over stainless steel
- RAL color/custom plastic wood laminate exterior front and sides
- Unfinished panels to accept millwork by others
- Custom height chassis modification
- Condensate heated pan with fan
- Casters

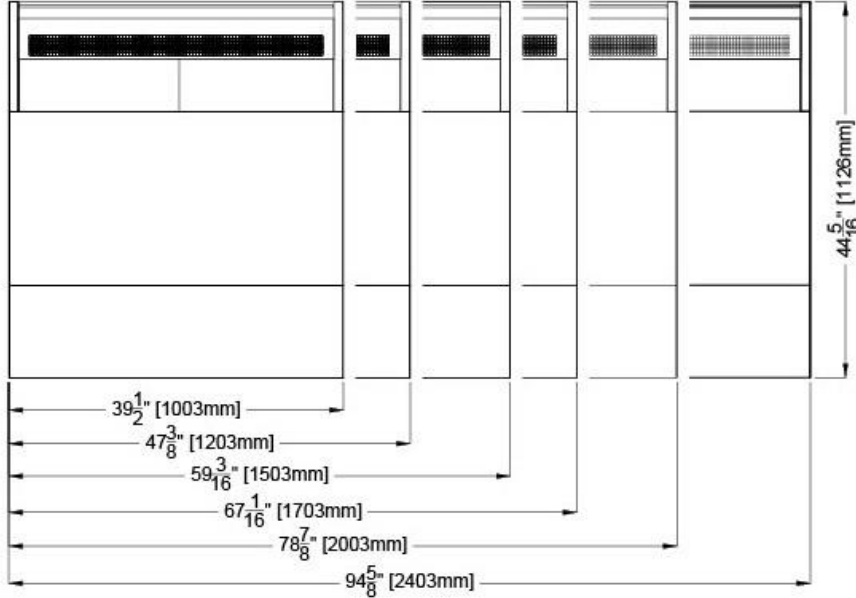
*Oscartek reserves the right to change, modify, discontinue, or change any features, sizes, or capacity on any model without prior notice.

DIAMOND 2 GRAB AND GO

DIAMOND 2 GNG MODELS: DIAMOND 2 GNG1000, DIAMOND 2 GNG1200, DIAMOND 2 GNG1500, DIAMOND 2 GNG1700, DIAMOND 2 GNG2000, DIAMOND 2 GNG2400, DIAMOND 2 GNGA90SQ

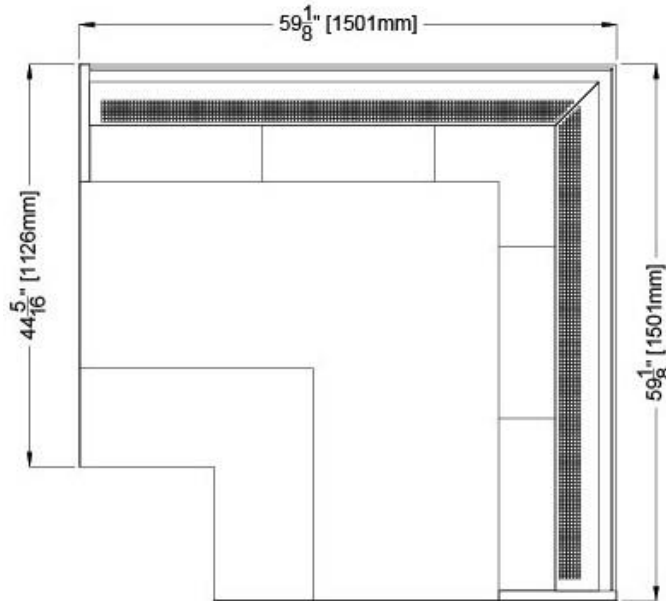
STANDARD: DIAMOND 2 GNG LINEAR MODELS

PLAN VIEWS



STANDARD: DIAMOND 2 GNG A90SQ MODEL

PLAN VIEW



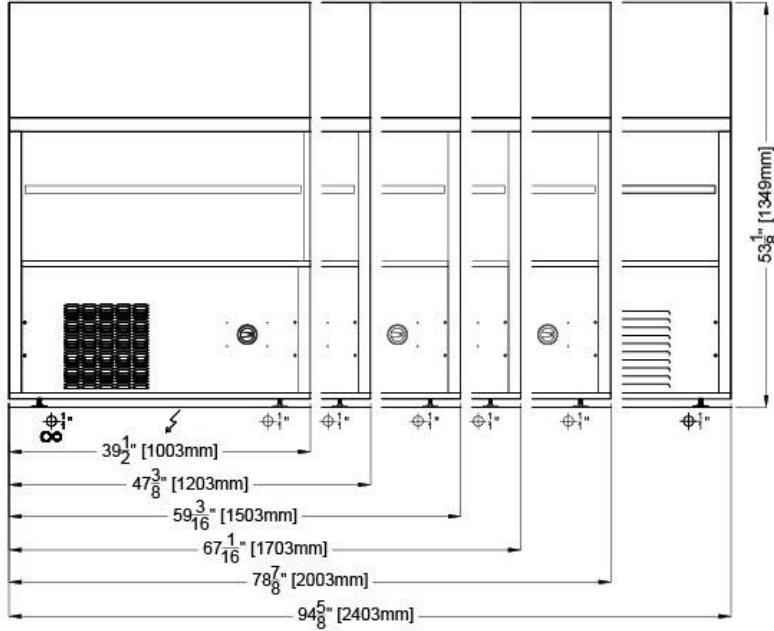
*Oscartek reserves the right to change, modify, discontinue, or change any features, sizes, or capacity on any model without prior notice.

DIAMOND 2 GRAB AND GO

DIAMOND 2 GNG MODELS: DIAMOND 2 GNG1000, DIAMOND 2 GNG1200, DIAMOND 2 GNG1500, DIAMOND 2 GNG1700, DIAMOND 2 GNG2000, DIAMOND 2 GNG2400, DIAMOND 2 GNGA90SQ

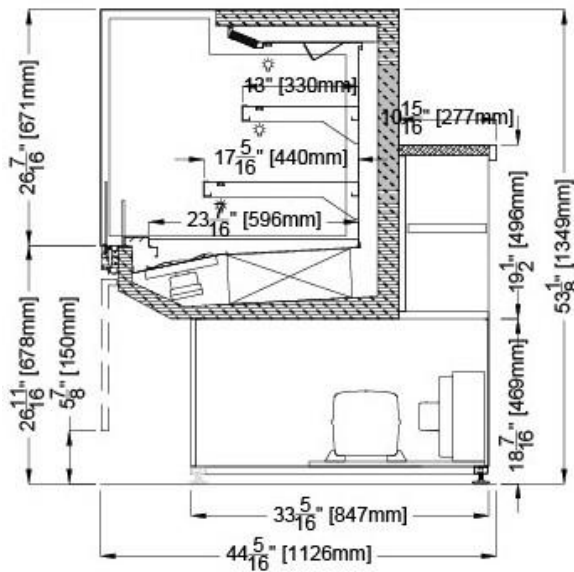
STANDARD: DIAMOND 2 GRAB AND GO LINEAR MODELS

REAR ELEVATIONS (OPERATOR SIDE)



STANDARD: DIAMOND 2 GRAB AND GO

SECTION VIEW



*Oscartek reserves the right to change, modify, discontinue, or change any features, sizes, or capacity on any model without prior notice.



Project Name: _____
 Item #: _____ Quantity: _____

DIAMOND 2 GRAB AND GO

DIAMOND 2 GNG MODELS: DIAMOND 2 GNG1000, DIAMOND 2 GNG1200, DIAMOND 2 GNG1500, DIAMOND 2 GNG1700, DIAMOND 2 GNG2000, DIAMOND 2 GNG2400, DIAMOND 2 GNGA90SQ

DIAMOND 2 GRAB AND GO					
TECHNICAL FEATURES		MODELS			
		DIAMOND 2 GNG1000 (DMDGNG39)	DIAMOND 2 GNG1200 (DMDGNG47)	DIAMOND 2 GNG1500 (DMDGNG59)	DIAMOND 2 GNG1700 (DMDGNG71)
External Dimensions (L-D-H) Inches-MM	Inches MM	*39 1/2" - 44 5/16" - 53 1/8" *1003 - 1126 - 1350	*47 3/8" - 44 5/16" - 53 1/8" *1203 - 1126 - 1350	*59 3/16" - 44 5/16" - 53 1/8" *1503 - 1126 - 1350	*67 1/16" - 44 5/16" - 53 1/8" *1703 - 1126 - 1350
Crated Dimensions (L-D-H) Inches-MM	Inches MM	46" - 52" - 61" 1168 - 1320 - 1549	54" - 52" - 61" 1372 - 1320 - 1549	66" - 52" - 61" 1676 - 1320 - 1549	73" - 52" - 61" 1854 - 1320 - 1549
Operating Temperature	°F	38°F - 40°F	38°F - 40°F	38°F - 40°F	38°F - 40°F
Power Supply	(V/Ph/Hz)	208-220/1/60	208-220/1/60	208-220/1/60	208-220/1/60
BTU's @ +14°F Evap Temperature	BTU'S	6800	7500	8500	10000
Power Consumption	(W/A)	1450/7,8	1550/8,0	1650/8,5	1860/9,0
Pipe Size (Inches)	Suction, Liquid	5/8", 5/16"	5/8", 5/16"	5/8", 5/16"	5/8", 5/16"
Net Weights	Lb	400	500	630	700
Crated Weights	Lb	490	600	730	800
NOTES: 1) REMOTE APPLICATION - CONDENSING UNIT SOLD SEPERATELY 2) FLOOR SINK RECOMMENDED ON THESE MODELS			*DIMENSIONS ARE WITH STANDARD POLISHED S/S SKIN SIDES		

DIAMOND 2 GRAB AND GO					
TECHNICAL FEATURES		MODELS			
		DIAMOND 2 GNG2000 (DMDGNG79)	DIAMOND 2 GNG2400 (DMDGNG94)	DIAMOND 2 GNGA90SQ (DMDGNGSQ90)	
External Dimensions (L-D-H) Inches-MM	Inches MM	*78 7/8" - 44 5/16" - 53 1/8" *2003 - 1126 - 1350	*94 5/8" - 44 5/16" - 53 1/8" *2403 - 1126 - 1350	*59 1/8" - 44 5/16" - 53 1/8" *1501 - 1126 - 1350	
Crated Dimensions (L-D-H) Inches-MM	Inches MM	84" - 50" - 61" 2133 - 1270 - 1549	100" - 50" - 61" 1778 - 1270 - 1549	70" - 50" - 61" 1778 - 1270 - 1549	
Power Supply	(V/Ph/Hz)	208-220/1/60	208-220/1/60	208-220/1/60	
BTU's @ +14°F Evap Temperature	BTU'S	11000	12500	11000	
Power Consumption	(W/A)	1900/9,9	2100/12,0	1900/9,9	
Pipe Size (Inches)	Suction, Liquid	5/8", 5/16"	3/4", 3/8"	5/8", 5/16"	
Net Weights	Lb	780	900	850	
Crated Weights	Lb	980	1000	950	
NOTES: 1) REMOTE APPLICATION - CONDENSING UNIT SOLD SEPERATELY 2) FLOOR SINK RECOMMENDED ON THESE MODELS			*DIMENSIONS ARE WITH STANDARD POLISHED S/S SKIN SIDES		

*Oscartek reserves the right to change, modify, discontinue, or change any features, sizes, or capacity on any model without prior notice.

OSCARTEK®
 512 South Airport Blvd., South San Francisco, CA 94080
 Tel: 650.342.2400 | Fax: 650.342.7400
 www.oscartek.com

