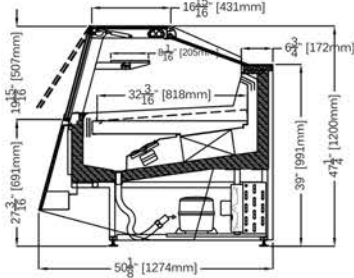
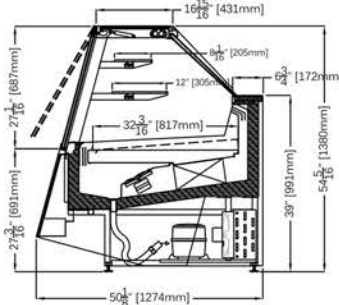


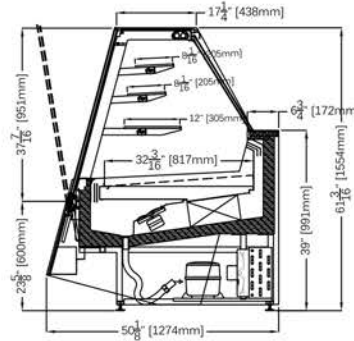
METRO 1 - 47 1/4"H



METRO 2 - 54 5/16"H



METRO 3 - 61 3/16"H



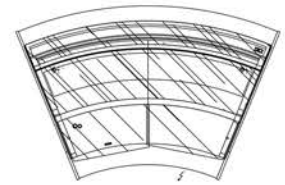
STANDARD FEATURES

- LED lighting system
- Front, top and side double glasses
- Humidity control
- Cases ship standard unfinished

OPTIONS

- Self-rolling night curtain
- Condensate water tray with automatic evaporating system
- S/s steps for display area
- Hot glass shelves with electric control
- Remote condensing unit
- Casters
- Available heights: 47.25"H with one shelf, 54"H with two shelves, 59.50"H with three shelves

45° Open



METRO CHOCOLATE					
TECHNICAL FEATURES		MODELS			
		METRO 2 C1150	METRO 2 C1650	METRO 2 C2150	METRO 2 CA45
External Dimensions (L-D-H)	Inches	45 1/4" - 50 1/8" - 54 5/16"	64 15/16" - 50 1/8" - 54 5/16"	84 5/8" - 50 1/8" - 54 5/16"	80 1/4" - 50 1/8" - 54 5/16"
	Inches-MM	1150 - 1274 - 1380	1650 - 1274 - 1380	2150 - 1274 - 1380	2038 - 1274 - 1380
Crated Dimensions (L-D-H)	Inches	51 1/4" - 55 1/4" - 60"	70" - 55 1/4" - 60"	90" - 55 1/4" - 60"	86" - 55 1/4" - 60"
	Inches-MM	1301 - 1403 - 1524	1778 - 1403 - 1524	2286 - 1403 - 1524	2184 - 1403 - 1524
Humidity Control	Type	35-70%	35-70%	35-70%	35-70%
Refrigeration Display Area	Type	Deck + Shelf	Deck + Shelf	Deck + Shelf	Deck + Shelf
Operating Temperature	°C / °F	14°C / 58°F	14°C / 58°F	14°C / 58°F	14°C / 58°F
Compressor	Nr./Type	1 / Hermetic	1 / Hermetic	1 / Hermetic	1 / Hermetic
BTU'S @ +35°F Evap Temperature	BTU'S	3520 BTU'S	4160 BTU'S	5120 BTU'S	4160 BTU'S
Electric Supply	(V/Ph/Hz)	230/1/50 (UE) 220/1/60 (USA)	230/1/50 (UE) 220/1/60 (USA)	230/1/50 (UE) 220/1/60 (USA)	230/1/50 (UE) 220/1/60 (USA)
Power Consumption	(W/A)	1085W / 8.2A	1190W / 8A	1490W / 9A	1170W / 8A
Defrost	Mode/Type	Electric	Electric	Electric	Electric
Climatic Class	N°/°C/F°/H.R.	4+/35/95/70%	4+/35/85/70%	4+/35/85/70%	4+/35/85/70%
Refrigerant Gas	Type	R404A	R404A	R404A	R404A
Net Weights	Kg/Lb	266Kgs / 586Lbs	350Kgs / 771Lbs	430Kgs / 992Lbs	330Kgs / 727Lbs
Crated Weights	Kg/Lb	391Kgs / 862Lbs	525Kgs / 1157Lbs	650Kgs / 1433Lbs	575Kgs / 1267Lbs

* Dimensions are without side panels & with Metro 2 information



361-367 Beach Road, Burlingame, CA 94010
 Tel: 855.885.2400 | 650.342.2400 | Fax: 650.342.7400
 sales@oscartek.com | www.oscartek.com

