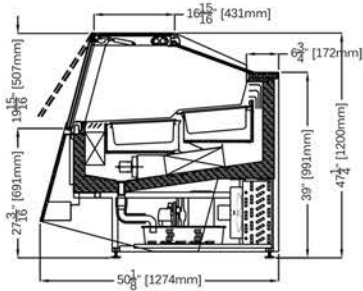
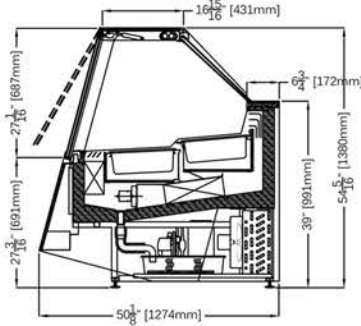



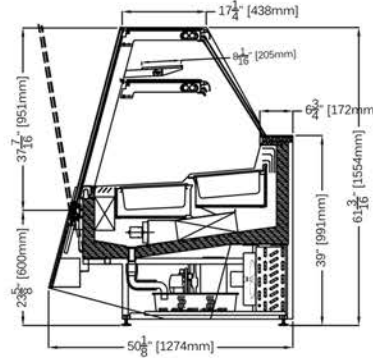
**METRO 1 - 47 1/4"H**



**METRO 2 - 54 5/16"H**



**METRO 3 - 61 3/16"H**



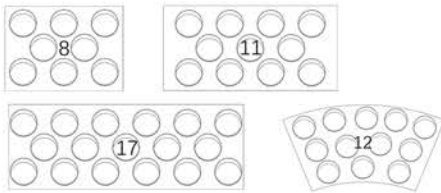
**STANDARD FEATURES**

- Double LED lighting system
- Front, top, and side double glasses
- Double air flow refrigeration system
- Reverse cycle defrost system
- Semi-hermetic compressor
- Cases ship standard unfinished

**OPTIONS**

- S/S display tray for cakes
- Dual temperature switch (-18°C/+5°C) (-0.4°F/+41°F)
- Stainless steel or acrylic pans
- Round tubs
- Night curtain self rolling
- Remote condensing unit
- Dipper well
- Cone holder
- Casters
- Available heights: 47.25"H, 54"H, 59.50"H with one shelf
- Popsicle display tray (stainless steel & plastic. Plastic available in color options (see images on the right))

**Round Tubs Layouts (optional):**



METRO GELATO						
TECHNICAL FEATURES		MODELS				
		METRO 2 G1150	METRO 2 G1650	METRO 2 G2150	METRO 2 G2150 Dual Temp	METRO 2 GA45
External Dimensions (L-D-H)	Inches	45 1/4" - 50 1/8" - 54 5/16"	64 15/16" - 50 1/8" - 54 5/16"	84 5/8" - 50 1/8" - 54 5/16"	84 5/8" - 50 1/8" - 54 5/16"	80 1/4" - 50 1/8" - 54 5/16"
	MM	1150 - 1274 - 1380	1650 - 1274 - 1380	2150 - 1274 - 1380	2150 - 1274 - 1380	2038 - 1274 - 1380
Crated Dimensions (L-D-H)	Inches	51 1/4" - 55 1/4" - 60"	70" - 55 1/4" - 60"	90" - 55 1/4" - 60"	90" - 55 1/4" - 60"	86" - 55 1/4" - 60"
	MM	1301 - 1403 - 1524	1778 - 1403 - 1524	2286 - 1403 - 1524	2286 - 1403 - 1524	2184 - 1403 - 1524
5 Liter Pan Capacity* 14 3/16" x 6 1/2" x 4 3/4" (360mm x 165mm x 120mm)	Pan Configuration	12	18	24	24 (12 + 12)	13
8 Liter Pan Capacity* 14 3/16" x 9 13/16" x 4 3/4" (360mm x 250mm x 120mm)	Pan Configuration	8	12	16	16 (8 + 8)	9
Refrigeration	Type	Fan Ventilated	Fan Ventilated	Fan Ventilated	Fan Ventilated	Fan Ventilated
Refrigeration Display Area	Type	Deck	Deck	Deck	Deck	Deck
Operating Temperature	°C / °F	-18°C / -0.4°F	-18°C / -0.4°F	-18°C / -0.4°F	(2) -18°C / -0.4°F	-18°C / -0.4°F
Compressor	Nr./Type	1 / Semi-Hermetic	1 / Semi-Hermetic	1 / Semi-Hermetic	2 / Semi-Hermetic	1 Hermetic
BTU'S @ -25°F Evap Temperature	BTU'S	2450 BTU'S 400/3/50 (EU)	3580 BTU'S 400/3/50 (EU)	4550 BTU'S 400/3/50 (EU)	11,200 BTU'S 400/3/50 (EU)	2850 BTU'S 400/3/50 (EU)
Electric Supply	(V/Ph/Hz)	208-220/3/60Hz (USA)	208-220/3/60Hz (USA)	208-220/3/60Hz (USA)	208-220/3/60Hz (USA)	208-220/1/60Hz (USA)
Power Consumption	(W/A)	1860W / 4.3A	2850W / 7A	3400W / 7.8A	3660W / 7.6A	2660W / 5.6A
Defrost	Mode/Type	Reverse Cycle	Reverse Cycle	Reverse Cycle	Reverse Cycle	Reverse Cycle
Climatic Class	N°/°C/F°/H.R.	4+/35/95/70%	4+/35/95/70%	4+/35/95/70%	4+/35/95/70%	4+/35/95/70%
Refrigerant Gas	Type	R404A	R404A	R404A	R404A	R404A
Net Weights	Kg/Lb	290Kgs / 639Lbs	360Kgs / 793Lbs	460Kgs / 1014Lbs	460Kgs / 1014Lbs	360Kgs / 793Lbs
Crated Weights	Kg/Lb	415Kgs / 914Lbs	535Kgs / 1179Lbs	680Kgs / 1499Lbs	680Kgs / 1499Lbs	360Kgs / 793Lbs



\* Dimensions are without side panels & with Metro 2 information

\* Pans not included



361-367 Beach Road, Burlingame, CA 94010  
 Tel: 855.885.2400 | 650.342.2400 | Fax: 650.342.7400  
 sales@oscartek.com | www.oscartek.com

