
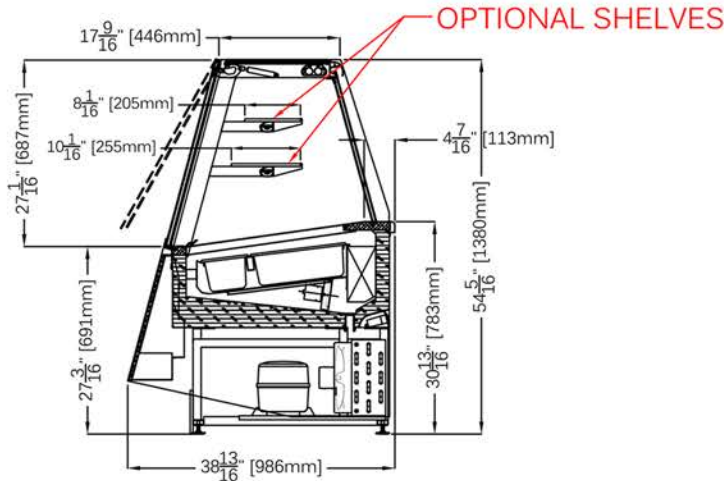


# METRO II

# Gelato Showcase



## STANDARD FEATURES

- Matches with Metro & Metro II line
- LED lighting system
- Lift up double pane hydraulic front glass
- Cases ship standard unfinished

## OPTIONS

- Working top perimeter (brushed s/s, corian, black HPL, granite)
- S/s display trays for ice cream cakes
- Switch device from low temp. (-18°C) to positive temp. (+4°C)
- Two shelves with LED lighting
- Extra clear glass
- Dipper well

- Cone holder
- Remote condensing unit
- RAL color/laminate front and side panels
- Casters
- Popsicle display tray (stainless steel & plastic).
- Plastic available in color options (see images below)



METRO II GELATO					
TECHNICAL FEATURES		MODELS			
		METRO II G1150	METRO II G1650	METRO II G2150	METRO II G2150 DUAL TEMP
External Dimensions (L-D-H)	Inches	45 1/4" - 38 13/16" - 54 5/16"	64 15/16" - 38 13/16" - 54 5/16"	84 5/8" - 38 13/16" - 54 5/16"	84 5/8" - 38 13/16" - 54 5/16"
	MM	1150 - 986 - 1380	1650 - 986 - 1380	2150 - 986 - 1380	2150 - 986 - 1380
Crated Dimensions (L-D-H)	Inches	51" - 45" - 61"	71" - 45" - 61"	90" - 45" - 61"	90" - 45" - 61"
	MM	1295 - 1143 - 1549	1803 - 1143 - 1549	2286 - 1143 - 1549	2286 - 1143 - 1549
2.5 & 5 Liter Pan Capacity* 7 1/16" x 6 1/2" x 4 3/4" (180mm x 165mm x 120mm) 14 3/16" x 6 1/2" x 4 3/4" (360mm x 165mm x 120mm)	Pan Configuration	5 (2.5 LITER) + 6 (5 LITER)	9 (2.5 LITER) + 9 (5 LITER)	12 (2.5 LITER) + 12 (5 LITER)	12 (2.5 LITER) + 12 (5 LITER)
8 Liter Pan Capacity* 14 3/16" x 9 13/16" x 4 3/4" (360mm x 250mm x 120mm)	Pan Configuration	6	8	10	N/A
Refrigeration	Type	Fan Ventilated	Fan Ventilated	Fan Ventilated	Fan Ventilated
Refrigeration Display Area	Type	Deck	Deck	Deck	Deck
Operating Temperature	°C / °F	-18°C / -4°F	-18°C / -4°F	-18°C / -4°F	-18°C / -4°F
Compressor	Nr./Type	1 / Hermetic	1 / Hermetic	2 / Hermetic	2 / Hermetic
BTU's @ -25°F Evap Temperature	BTU's	5440 BTU'S	7040 BTU'S	8640 BTU'S	2400 BTU'S + 2400 BTU'S
Electric Supply	(V/Ph/Hz)	208-220/3/60Hz (50Hz)	208-220/3/60Hz (50Hz)	208-220/3/60Hz (50Hz)	208-220/3/60Hz (50Hz)
Power Consumption	(W/A)	1860W / 4.3A	2850W / 7A	3400W / 7.8A	3400W / 7.8A
Defrost	Mode/Type	Reverse Cycle	Reverse Cycle	Reverse Cycle	Reverse Cycle
Climatic Class	N°/°C/°F/H.R.	4+/35/95/70%	4+/35/95/70%	4+/35/95/70%	4+/35/95/70%
Refrigerant Gas	Type	R404A	R404A	R404A	R404A
Net Weights	Kg/Lb	290Kgs / 639Lbs	360Kgs / 793Lbs	460Kgs / 1014Lbs	460Kgs / 1014Lbs
Crated Weights	Kg/Lb	415Kgs / 914Lbs	535Kgs / 1179Lbs	680Kgs / 1499Lbs	680Kgs / 1499Lbs

\* Dimensions are without side panels

\* Pans not included



**4 LITER PANS**  
10 1/8" x 6 1/8" x 5 7/8"  
(258mm x 156mm x 15mm):



361-367 Beach Road, Burlingame, CA 94010  
Tel: 855.885.2400 | 650.342.2400 | Fax: 650.342.7400  
sales@oscartek.com | www.oscartek.com

