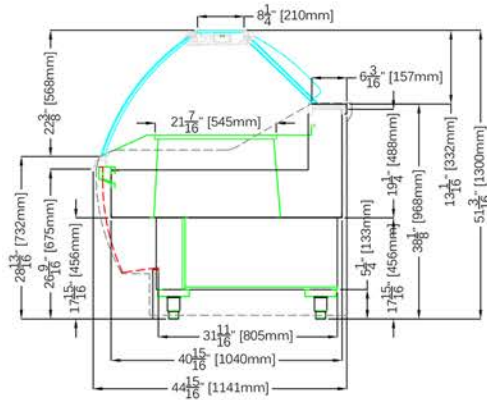


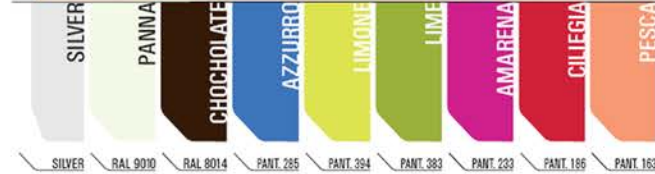
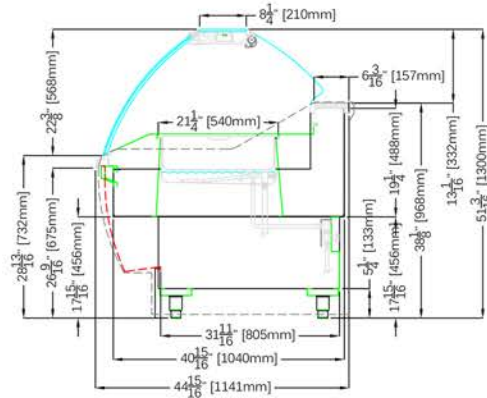
VENTURA

Hot Showcase

CS (DRY)



CBM (BAIN MARIE)



STANDARD FEATURES

- Visibility: Extraordinary product display
- Customizable: Great possibility to customize front and side panels
- LED lighting
- CS: dry warm top on stainless steel basin
- CBM: hot well food warmer
- Cases ship standard unfinished

OPTIONS

- Remote condensing unit
- RAL color/laminate front and side panels
- Casters

VENTURA HOT (CS-DRY)				
TECHNICAL FEATURES		MODELS		
		VENTURA CS1110	VENTURA CS1610	VENTURA CS2106
External Dimensions (L-D-H)	Inches	43 11/16" - 44 15/16" - 51 3/16"	64 3/8" - 44 15/16" - 51 3/16"	82 15/16" - 44 15/16" - 51 3/16"
	Inches-MM	* 1142 - 1141 - 1300	* 1610 - 1141 - 1300	* 2106 - 1141 - 1300
Crated Dimensions (L-D-H)	Inches	52" - 52" - 61"	71" - 52" - 61"	89" - 52" - 61"
	Inches-MM	1320 - 1320 - 1550	1803 - 1320 - 1550	2260 - 1320 - 1550
Operating Temperature	°C / °F	80°C / 177°F	80°C / 177°F	80°C / 177°F
Electric Supply	(V)	220V	220V	220V
Power Consumption	(W)	500W	1000W	1210W
Net Weights	Kg/Lb	104Kgs / 239Lbs	144Kgs / 331Lbs	188Kgs / 432Lbs
Crated Weights	Kg/Lb	124Kgs / 285Lbs	170Kgs / 391Lbs	205Kgs / 470Lbs

* DIMENSIONS ARE SHOWN WITHOUT SIDE PANELS

* WITH SIDE PANELS ADD 3/8" ON BOTH ENDS

VENTURA HOT (CBM- BAIN MARIE)				
TECHNICAL FEATURES		MODELS		
		VENTURA CBM1110	VENTURA CBM1610	VENTURA CBM2106
External Dimensions (L-D-H)	Inches	43 11/16" - 44 15/16" - 51 3/16"	64 3/8" - 44 15/16" - 51 3/16"	82 15/16" - 44 15/16" - 51 3/16"
	Inches-MM	* 1142 - 1141 - 1300	* 1610 - 1141 - 1300	* 2106 - 1141 - 1300
Crated Dimensions (L-D-H)	Inches	52" - 52" - 61"	71" - 52" - 61"	89" - 52" - 61"
	Inches-MM	1320 - 1320 - 1550	1803 - 1320 - 1550	2260 - 1320 - 1550
Operating Temperature	°C / °F	80°C / 177°F	80°C / 177°F	80°C / 177°F
Electric Supply	(V)	220V	220V	220V
Power Consumption	(W)	500W	1000W	1210W
Net Weights	Kg/Lb	104Kgs / 239Lbs	144Kgs / 331Lbs	188Kgs / 432Lbs
Crated Weights	Kg/Lb	124Kgs / 285Lbs	170Kgs / 391Lbs	205Kgs / 470Lbs

* DIMENSIONS ARE SHOWN WITHOUT SIDE PANELS

* WITH SIDE PANELS ADD 3/8" ON BOTH ENDS



361-367 Beach Road, Burlingame, CA 94010
 Tel: 855.885.2400 | 650.342.2400 | Fax: 650.342.7400
 sales@oscartek.com | www.oscartek.com

