

# VISION

## Neutral Showcases

### STANDARD FEATURES

- Triple pane glass on all sides
- Tempered glass shelving
- LED lighting
- Lockable casters
- Cases ship standard silver finish
- Available lengths: 26"L and 34"L

### OPTIONS

- Front and back access doors
- Custom color finish or stainless steel base
- Adjustable legs



### VISION NEUTRAL

| TECHNICAL FEATURES          |           | Single Door         |                     |                     |                     | Double Doors (Front & Back) |                     |                     |                     |
|-----------------------------|-----------|---------------------|---------------------|---------------------|---------------------|-----------------------------|---------------------|---------------------|---------------------|
|                             |           | VN6314 H60          | VN6314 H76          | VN8314 H60          | VN8314 H76          | VN6314D H60                 | VN6314D H76         | VN8314D H60         | VN8314D H76         |
| External Dimensions (L-D-H) | Inches    | 26" - 25 1/2" - 60" | 26" - 25 1/2" - 76" | 34" - 25 1/2" - 60" | 34" - 25 1/2" - 76" | 26" - 27 3/4" - 60"         | 26" - 27 3/4" - 76" | 34" - 27 3/4" - 60" | 34" - 27 3/4" - 76" |
| Inches-MM                   | MM        | 660 - 647 - 1524    | 660 - 647 - 1930    | 863 - 647 - 1524    | 863 - 647 - 1930    | 660 - 647 - 1524            | 660 - 647 - 1930    | 863 - 704 - 1524    | 863 - 704 - 1930    |
| Crated Dimensions (L-D-H)   | Inches    | 36" - 32" - 67"     | 36" - 32" - 80"     | 40" - 32" - 67"     | 40" - 32" - 80"     | 36" - 33" - 67"             | 36" - 33" - 80"     | 40" - 33" - 67"     | 40" - 33" - 80"     |
| Inches-MM                   | MM        | 914 - 812 - 1701    | 914 - 812 - 2032    | 1016 - 812 - 1701   | 1016 - 812 - 2032   | 914 - 838 - 1701            | 914 - 838 - 2032    | 1016 - 838 - 1701   | 1016 - 838 - 2032   |
| Electric Supply             | (V/Ph/Hz) | 120/1/60            | 120/1/60            | 120/1/60            | 120/1/60            | 120/1/60                    | 120/1/60            | 120/1/60            | 120/1/60            |
| Power Consumption           | (A)       | 2A                  | 2A                  | 2A                  | 2A                  | 2A                          | 2A                  | 2A                  | 2A                  |
| Net Weights                 | Kg/Lb     | 170Kgs / 340Lbs     | 210Kgs / 420Lbs     | 205Kgs / 410Lbs     | 245Kgs / 490Lbs     | 210Kgs / 420Lbs             | 250Kgs / 500Lbs     | 240Kgs / 480Lbs     | 280Kgs / 560Lbs     |
| Crated Weights              | Kg/Lb     | 190Kgs / 380Lbs     | 230Kgs / 460Lbs     | 220Kgs / 440Lbs     | 260Kgs / 520Lbs     | 235Kgs / 470Lbs             | 275Kgs / 550Lbs     | 260Kgs / 520Lbs     | 3000Kgs / 600Lbs    |

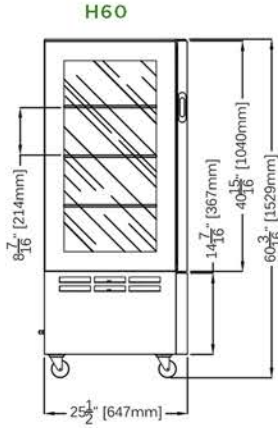
\* Manufacturer reserves the right to change specifications without notice. Not responsible for error and omissions.



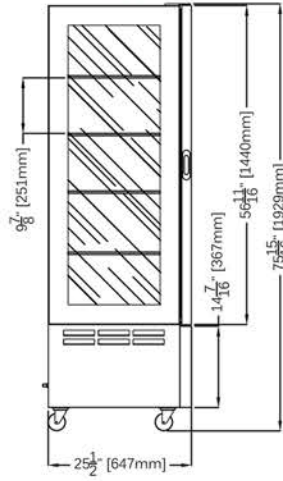
361-367 Beach Road, Burlingame, CA 94010  
 Tel: 855.885.2400 | 650.342.2400 | Fax: 650.342.7400  
 sales@oscartek.com | www.oscartek.com



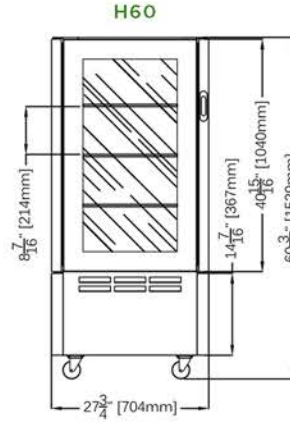
## SINGLE DOOR



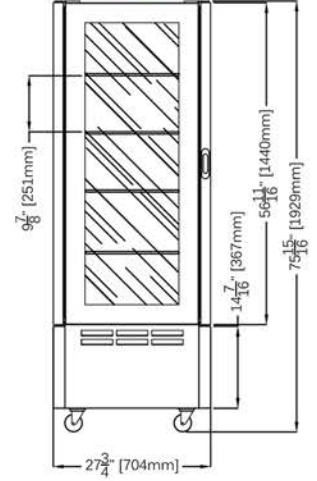
## H76



## DOUBLE DOORS



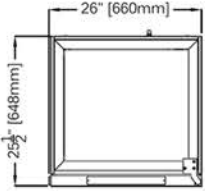
## H76



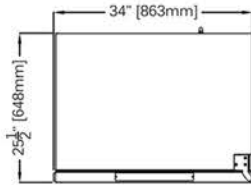
## PLAN VIEWS:

### SINGLE DOOR

VII6314 H60/H76

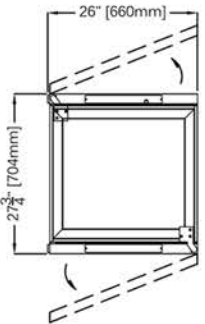


VII8314 H60/H76

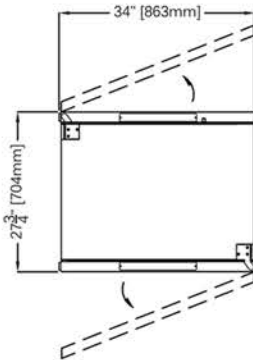


### DOUBLE DOORS

VII6314D H60/H76

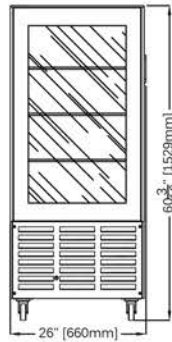


VII8314D H60/H76

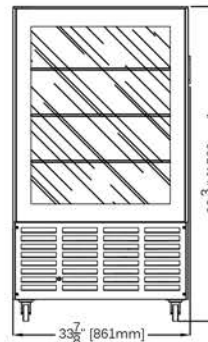


## REAR ELEVATIONS:

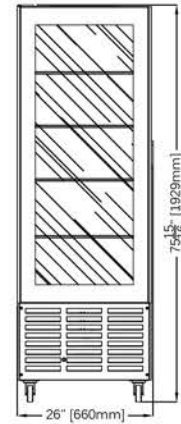
VII6314 H60



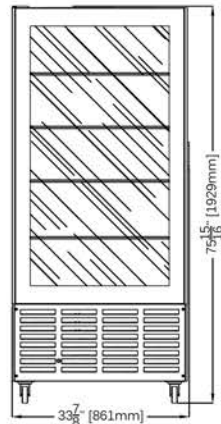
VII8314 H60



VII6314 H76

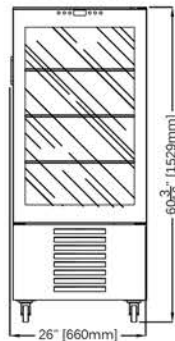


VII8314 H76

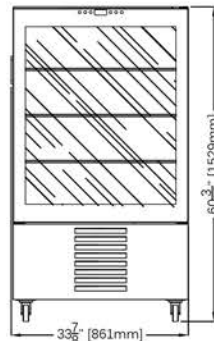


## FRONT ELEVATIONS:

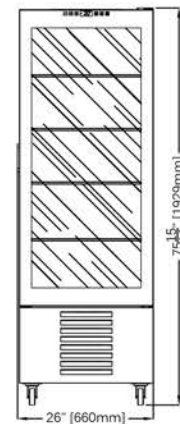
VII6314 H60



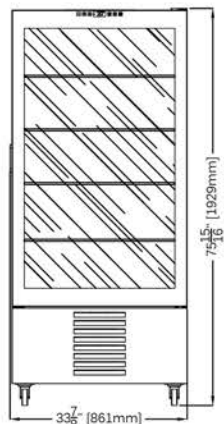
VII8314 H60



VII6314 H76



VII8314 H76



\* Manufacturer reserves the right to change specifications without notice. Not responsible for error and omissions.



361-367 Beach Road, Burlingame, CA 94010  
 Tel: 855.885.2400 | 650.342.2400 | Fax: 650.342.7400  
 sales@oscartek.com | www.oscartek.com

